



*Parents, Child Care
and
The National Policy Vision*

*National Head Start Association
January 26, 2010*

*Linda K. Smith, Executive Director
National Association of Child Care Resource &
Referral Agencies*



We Will Talk About



- Child Care in the U.S.
- What We Have Learned from Parents
- The National Agenda



Child Care

- **11.3 million children are in some type of non-parental care every week.**
- **About half are in informal settings that are neither licensed nor inspected.**
- **They spend almost 36 hours, on average, in child care each week.**
- **3.6 million mothers work non-day shifts.**
- **30% or 3.3 million under age five are regularly cared for by a grandparent.**



Infant Care



- **Less than 5% of parents have access to paid parental leave.**
- **Only 45% are guaranteed unpaid leave thru FMLA.**
- **55% of all mothers return to work within six month of giving birth.**
- **64% of mothers return within 12 months.**
- **All care is expensive, but especially infant care ranging from \$4,600 - \$15,900 in centers and \$3,600 - \$10,300 in FCC homes.**



There are 2.3 Million Child Care Workers



- 52% work in the formal system
- 48 % are relatives.
- 95% are female
- 41% have children of their own
- 10% are single parents
- The average wage is \$9.46 per hour
- Most have a HS diploma and no experience
- Most have no health care
- The turnover rate is over 30%



The Child Care Workforce



Research shows we are losing ground:

Fewer center-based teachers and administrators have a college degree (down from 43% in 1985 to 30% in 2004).

The percent of center teachers with a HS diploma or less is up from 25% to 30%.

Education levels are even lower in FCC (less than ½ half have a HS diploma) and 1 in 9 has a degree.



What Do They Think?

- Their concerns
- Their thoughts on regulations
- Minimum standards
- Support for improvements



NACCRRA's Recent National Surveys



- **PARENT POLL: 1,004 parents** with at least one child under age 6 (Nov. 2008)
- **GRANDPARENT POLL: 500 grandparents** with grandchildren under age 18 (Aug. 2008)
- **VOTER POLL: 5,064 voters** who voted in the 2008 elections (Nov. 2008)



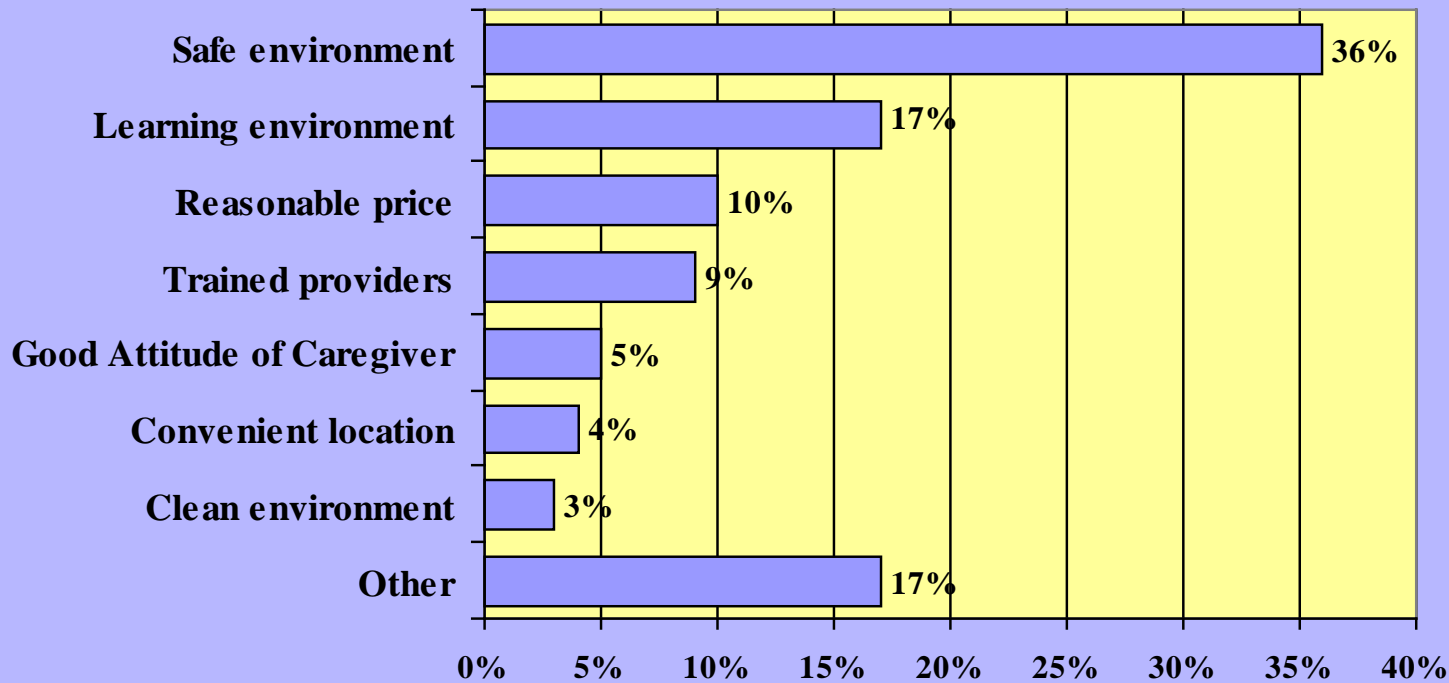
Key Findings from National Parent Surveys



- About half use child care for their youngest child.
- One third use multiple arrangements.
- Parents are concerned about quality followed by affordability.
- Parents assume child care is inspected; that workers have training and undergo background checks.
- Parents support higher taxes to pay for higher quality and to make child care more affordable, as do grandparents.
- They support policies to improve quality and affordability, as do grandparents & the general voting population.



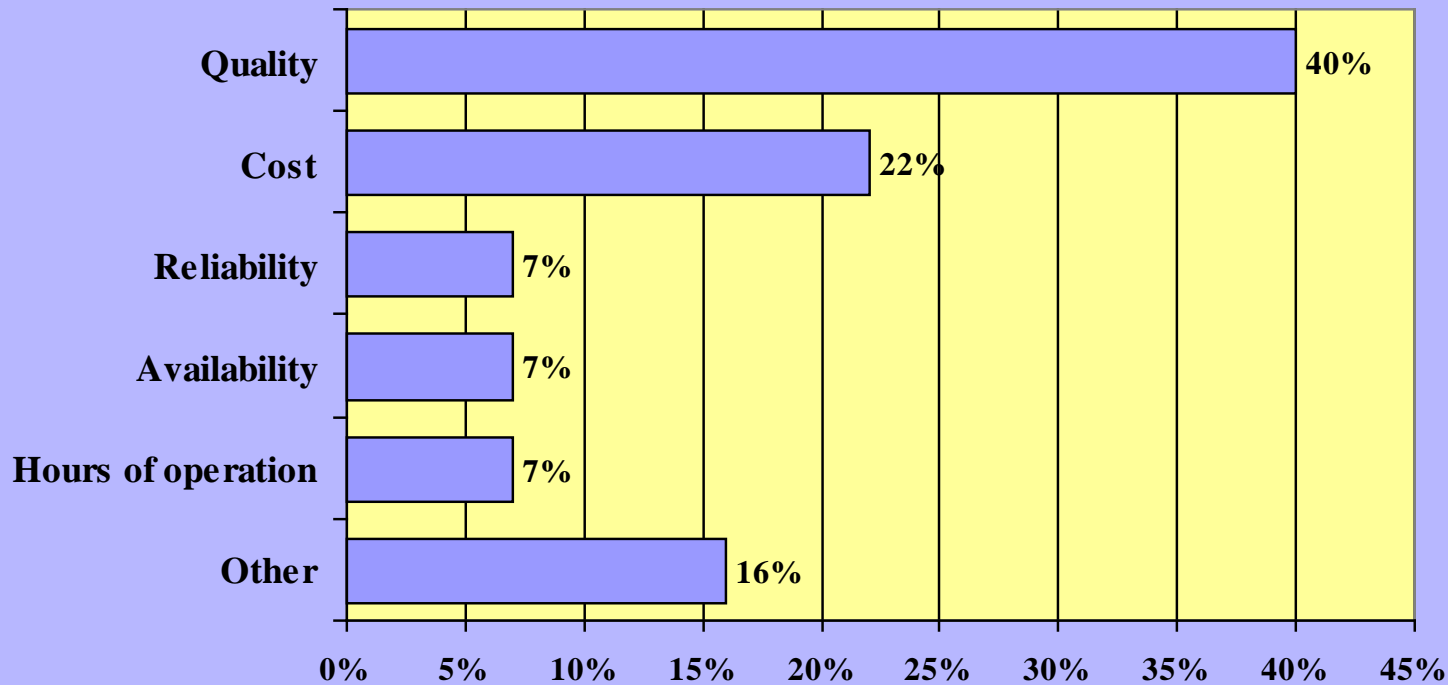
Parents Look For



African-Americans (30%) are about **twice as likely** as **Hispanics (17%)** and **Caucasians (15%)** to say a **learning environment and activities** was the most **important factor** when making their child care decision.



Parents Are Concerned About

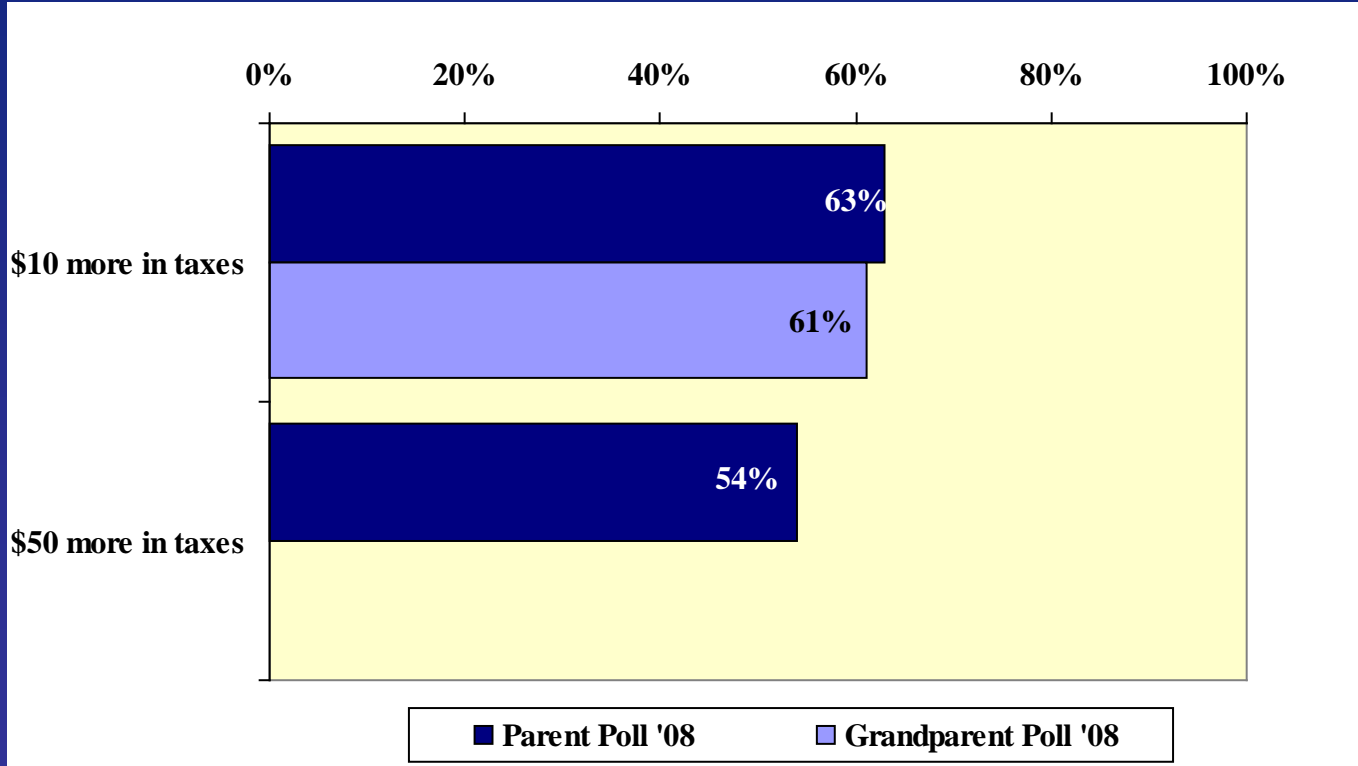


Other responses included preferring family to take care of children and safety issues.

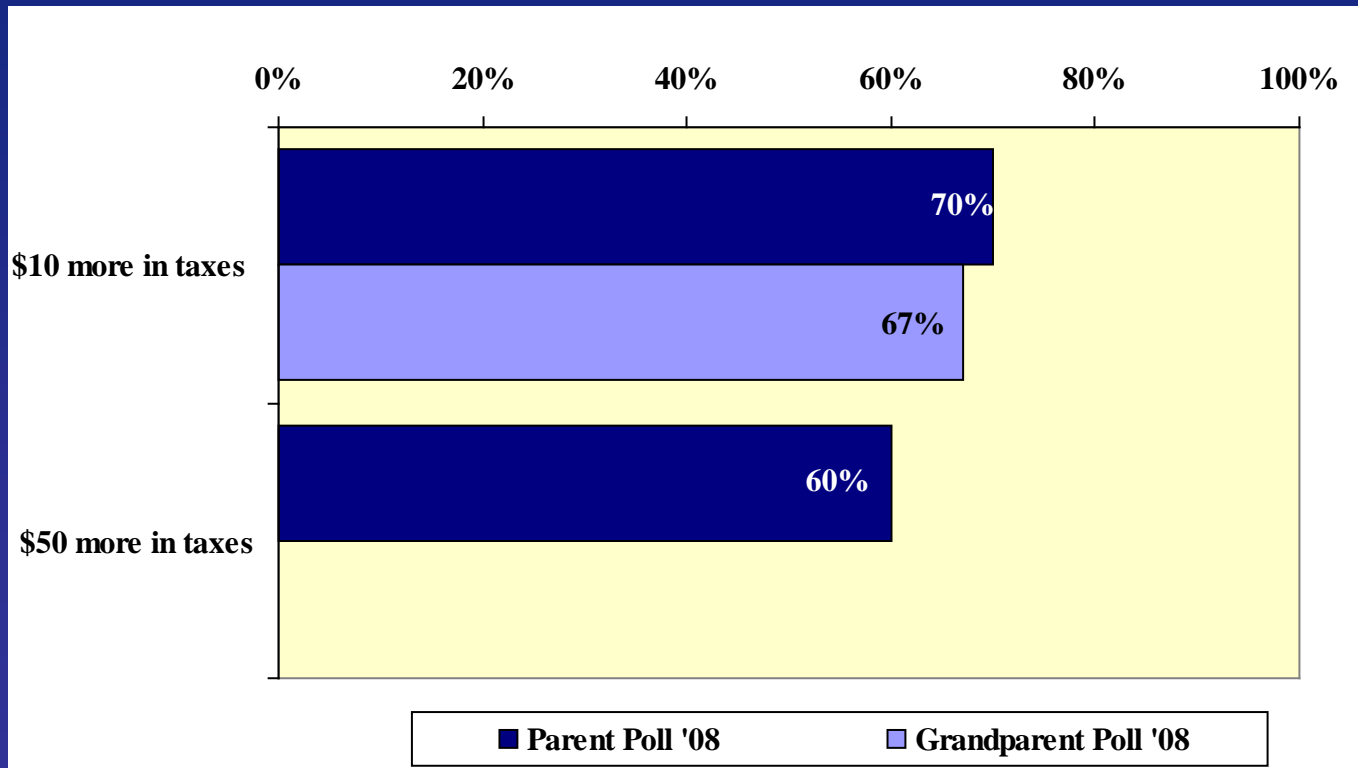
Parents in the **Northeast** were most concerned about quality (55%), compared to the South (35%), the Midwest (36%) and the West (38%).



Parents Are Willing To Pay More For Higher Quality



Parents Are Willing To Pay More For Affordability



91% said **affordable child care** is an **important factor** in **helping working families** in today's economy.

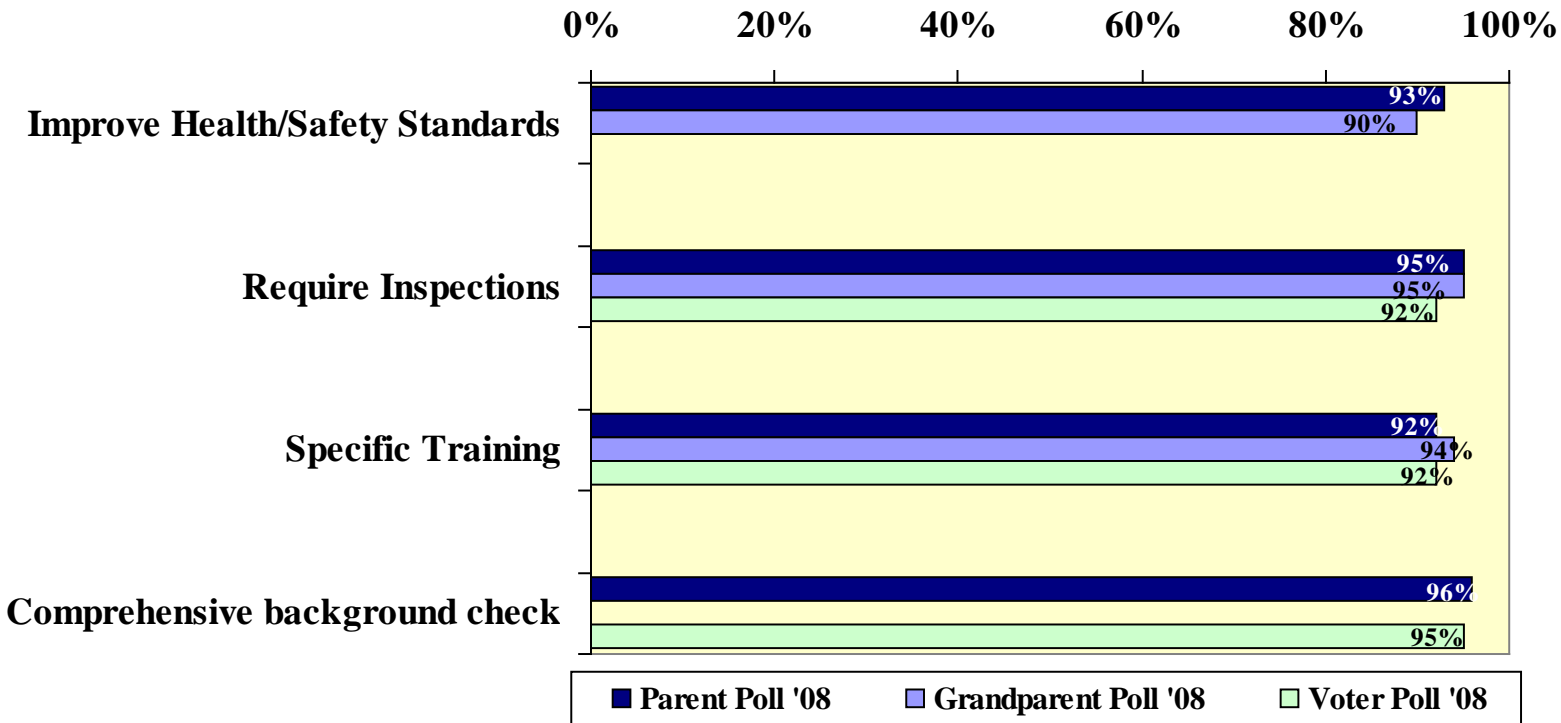
Parents' Perception of Child Care Regulations



Standards	Percent Saying True Some or Most of the Time
All caregivers provide learning opportunities	96
All caregivers are trained to recognize/report child abuse	87
All caregivers are trained in first-aid/CPR	86
All caregivers must have a background check	84
All caregivers are trained in child discipline and guidance	82
All child care programs are required to be licensed	81
All caregivers are required to have training in child development before working with children	78
The government inspects all child care programs	76



Parents Support Proposals To Improve Child Care Quality



Support is strongest among **parents under 30, Latinos, African-Americans**, and those with less than college education.

The Child Care and Development Block Grant is the primary funder of child care - it must be reauthorized this year!

...and we need your help to do it!

